



SHADOWSPEC UMBRELLAS
HOME & GARDEN LOOKBOOK | 2024




Shadowspec Umbrellas

Shadowspec is the trusted provider of superior shade backed with first-class customer and product support around the globe. Our patented and trademarked designs are integrated with marine-grade durability to create a seamless, stylish and functional aesthetic. Every component has been designed and engineered to survive in the wild. The result is refined, effortless shade systems.

DESIGN **YOUR** SPACE

What is the motivation behind creating an outdoor area? Is it to spend time with family? Have your own private oasis? Dining? Set your goal early and stick to it otherwise procrastination and distractions will start to take hold. Another point to consider when designing your outdoor space is; have you spent time and money on design and enhancements around your home? Make sure your outdoor space flows on from this, as by creating a consistent experience everything will start to make sense. When designing your outdoor space, ask yourself is it just for the summer months, or are you planning to use it all year round? The weather, location of the sun and prevailing winds should be in your planning dossier too. There's no use setting up your new patio in an area the sun never reaches otherwise you'll never use it and that's suboptimal in the long run.



Create memorable experiences



Enjoy your outdoor space to its fullest



PLAN **YOUR** SPACE


Where your new space is located is important when it comes to designing and planning. Is it south facing? Detached from the house? Is the space limited by fences, pools or other structures? Do you need to take your neighbours into consideration? Don't let these be detractors from your design, incorporate them and make them features. Finding the most optimal way to use your space is key, every inch should be considered in the planning phase. Think about the different uses you'll want over the lifetime of your property. Space for dining, drinking and relaxing, and don't overlook space to play with the kids. The shape of the area is also important – think about how you can use the natural curves and lines of your space.





BUILD YOUR SPACE

Based on your decisions on how you want to use the space, you now need to consider what furniture and fixings you'll require to make the headway towards your goal. Think about what outdoor seating you'll need, heating and cooking with barbecues and firepits. Keep your plan in mind. Just to help you get started, here are the essentials for outdoor spaces. 1. Table & Chairs - the table is the centerpiece of all outdoor dining areas. It's where families congregate and memories are created. 2. Shade & Shelter - create a shaded, comfortable outdoor area where you can spend plenty of time with your family. Sitting under a patio umbrella in summer? Perfect. 3. Warmth & Cooking - Food brings people together; include a fireplace, firepit or barbecue to generate warmth and provide food to impress. 4. Plants & Vegetation - Add a splash of color and interest, plants provide nice fresh air and a nice organic balance to the other furnishings you're selecting.



Bring family and friends together
with your outdoor space



BE CREATIVE WITH **YOUR** SPACE

Don't be afraid to take creative licence when your developing new space, A big part of ensuring the indoor/outdoor experience is seamless is to get your colour palette right. As research shows, colours influence mood. Spend time researching colour matches for the existing decor. Don't hold back on adding a splash of colour, this could be achieved with your umbrella canopy. We offer a range of custom colours that include sunflower yellow and terracotta, which are warm and bright pops of colour in amongst the greenery of your garden. Or you could get creative with a gardern sculpture, these can be used to show your style. Remember to not just spend time and money on your interior style but also create that indoor / outdoor flow by taking care of your outdoor style.





The Evolution of Shade
Innovative, modular and exclusive.



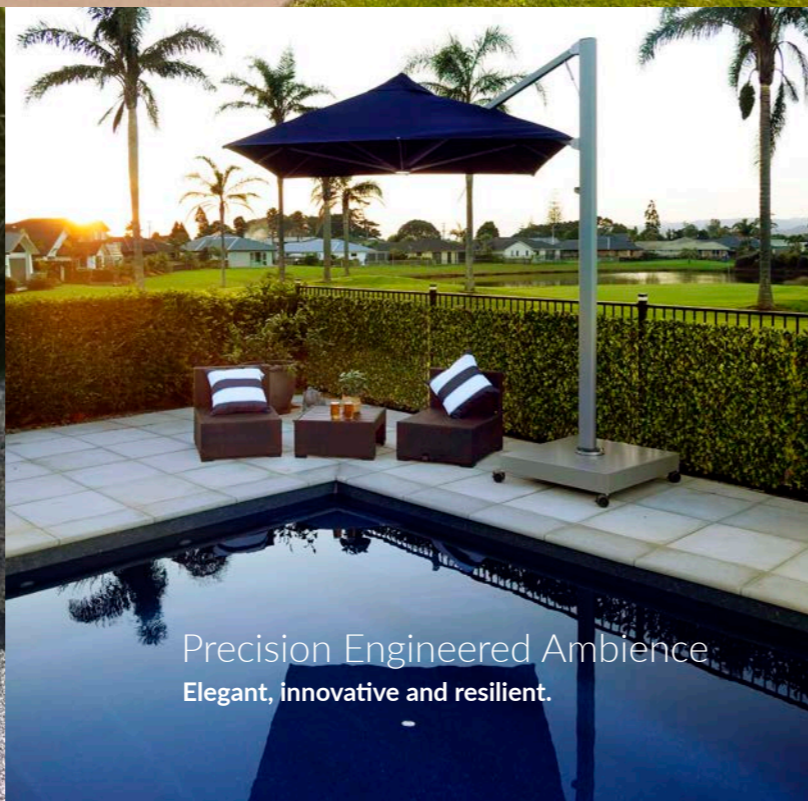
SHADOWSPEC UNITY™

MULTI-CANOPY CANTILEVER UMBRELLA

The Shadowspec Unity™ consists of up to four canopy frames that open independently of one other. Crafted with marine-grade aluminium and stainless steel, every component has been designed and engineered to survive in the wild. This flagship model is easy to open and close with gas assisted lift, offers shade of up to 36m², and is backed with best-in-class warranties. Ease-of use and quality is what sets us apart. Let yourself experience the Shadowspec class.

[Choose your shape, size and fabric](#)





Precision Engineered Ambience
Elegant, innovative and resilient.

SHADOWSPEC SERENITY™

ROTATING CANTILEVER UMBRELLA

The Shadowspec Serenity™ is our single canopy cantilever umbrella. Crafted with marine-grade aluminium and stainless steel and hand-built in our headquarters. This flagship model is engineered to last. Your customers can rotate thier way to perfect shade anytime of the day. Shadowspec draws from over 25 years of shade experience to provide you with the world's best outdoor cantilever umbrella.

Choose your shape, size and fabric



Inspired Effortless Shade

SHADOWSPEC RETREAT™


THE WALL MOUNTED UMBRELLA

The Shadowspec Retreat™ rotates, tilts and extends. We've engineered the wall mounted umbrella to be strong, beautiful and easy-to-use. When your outdoor space is tight or narrow, a wall-mount umbrella will open your space providing shade throughout the day without cluttering up your area. Built with marine-grade materials to ensure your umbrella stands up to conditions and the Shadowlift Gas-piston allows for easy operation.

Choose your canopy fabric colour



Case Study



shadowspec

umbrellas with distinction

Contact: info@shadowspec.com