



Features at a glance

- Easy to use, open and close
- Heavy-duty double pulley system and commercial grade pulley rope
- Glass-filled nylon high-performance hubs and brackets
- Marine grade anodised aluminium frame and pole
- Stainless steel fastenings and components
- Commercial strength pole with a large diameter and thick aluminium wall

Canopy

- Premium 100% solution-dyed fabric
- Maintenance: All fabrics can be washed and are replaceable
- Shade Rating: UPF 50+




Stock Colours*



Egg Shell White



Boulder Grey



Black Widow



Rich Red



Lemon Yellow



Cobalt Blue

*Special Order Colours available on request

Tough Shade



The Shadowspec SU2 Umbrella features eight commercial-strength strut arms.

Custom Branding

We specialise in custom branding umbrellas with your logo/brand.



BEST-IN-CLASS WARRANTY

Relax easy knowing your outdoor umbrella purchase is protected by the industry's best warranty (conditions apply) and customer support.



Fabric
Warranty



Frame
Warranty



Mounting Options



Concrete Base

27kg Base - suitable for 2.0m Square and 2.7m Octagon sizes only.



Surface Plate

Bolt-down mounting option. Suitable for all SU2 sizes.

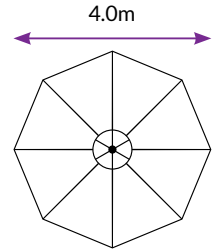
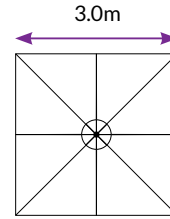
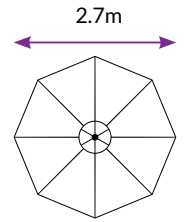
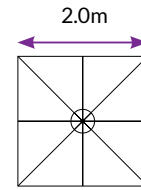


Steel Flat Plate Base

35kg Base - recommended for 2.0m Square and 2.7m Octagon sizes.

45kg Base - recommended for 3.0m Square and 4.0m Octagon sizes.

Size & Configuration



Umbrella Dimensions

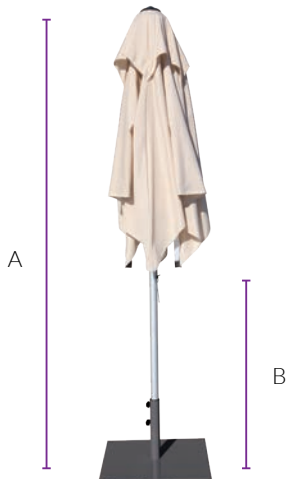


Diagram Legend

A Overall Height*

B Clearance of Closed Strut Arms*

C Canopy Width*

D Head Clearance*

E Pole Outside Diameter

2.0m

2600mm

1150mm

2000mm

2200mm

38mm

2.7m

2645mm

1250mm

2700mm

2200mm

38mm

3.0m

2935mm

780mm

3000mm

2295mm

48mm

4.0m

2850mm

815mm

4000mm

2260mm

48mm

Note: All measurements are approximate only and are subject to change.

**Contact our shade specialists
for information and advice.**

Australia
1800 144 155

www.shadowspec.com.au

New Zealand
0800 144 155

www.shadowspec.co.nz

